

Dear Families

Great News!

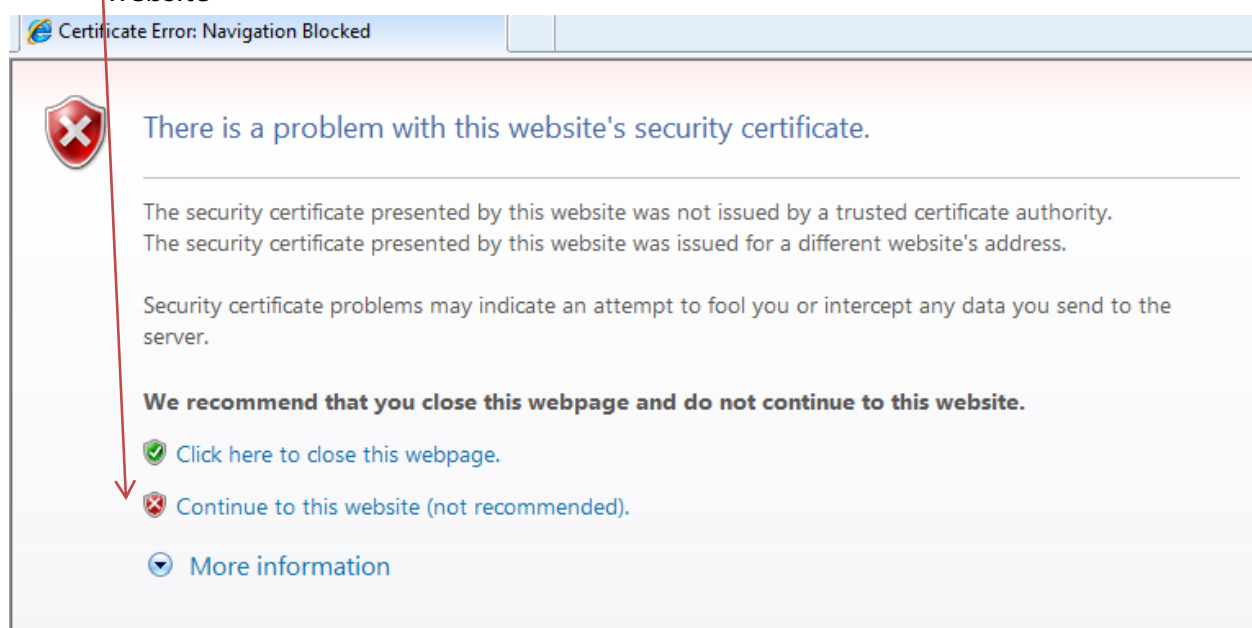
- Students can log in to DayMap at home
- Parents/Caregivers can log in to the DayMap Parent Portal

DayMap, a system Victor Harbor High School has adopted for recording attendance and Learner Management (assessment, homework, lesson plans and class notes) is now available to students and families outside of the school. DayMap works best on Internet Explorer but will work with other web browsers.

Students can use the following url to log in to DayMap at home, just as they would at school. They can check assessment tasks, lesson plans and homework as well as see results that teachers have published including end of term reports.

Students:

1. Type the following address into the address bar: <https://daymap.vhhs.sa.edu.au/daymap>
Alternatively there is a link to this page on our website: <http://www.vhhs.sa.edu.au>
2. You will then get the following message – don't worry about this – just click on "Continue to this website"



3. Students will then be asked to enter their username and password. These are the same as they log in to the school computers with.

Families:

As outlined in the Newsletter in Term 1 (2013, Term 1, Issue 3) Victor Harbor High School is launching the DayMap Parent Portal. This provides families with real time information about their children's attendance, assessments, homework and more. The Parent Portal is a secure online web application that can be accessed through the internet. Families will need access to the internet and the url provided below. In order for access to occur Victor Harbor High School will need to have one current email address from one parent/caregiver. Once this is clarified and configured families can use the instructions below to access the parent portal.

The purpose of this letter is to:

1. Ensure that we have the correct contact email on our records
2. Explain the instructions for you to access the parent portal

1. PLEASE ENSURE WE HAVE YOUR CURRENT EMAIL ADDRESS

Families were asked to confirm or update their email contacts with us at the Round Table Conferences or the Parent Teacher Interview Night. If you missed this chance you can confirm or change your email contact address by contacting the school on 8551 1900, select option 1 – Student Services and talk with our friendly staff who will update our records for you.

2. INSTRUCTIONS FOR ACCESSING THE PARENT PORTAL

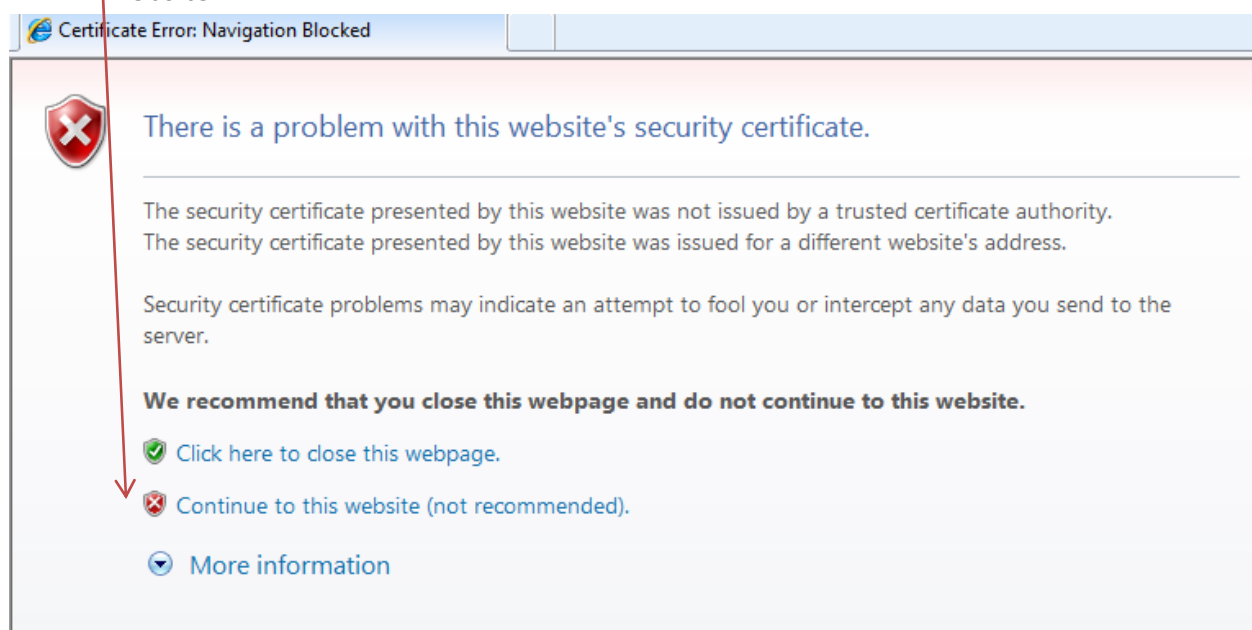
Once your current email address is confirmed with us and configured – the following steps will assist you to gain access to the parent portal:

- A. Using Internet Explorer (it works best on this browser) type in the following url into the address bar

<http://daymap.vhhs.sa.edu.au/DayMapConnect>

Alternatively there is a link to this page on our website: <http://www.vhhs.sa.edu.au>

- B. You will then get the following message – don't worry about this – just click on "Continue to this website"



C. You will then get the following welcome screen:

The first time you use the parent portal you will need to click on [New User?](#)

DayMap Parents - Logon - Windows Internet Explorer

http://daymapsvr:81/DayMapConnect/logon.aspx?ReturnUrl=%2fDayMapConnect%2fsummary.aspx

DayMap Parents - Logon

Name:

Password:

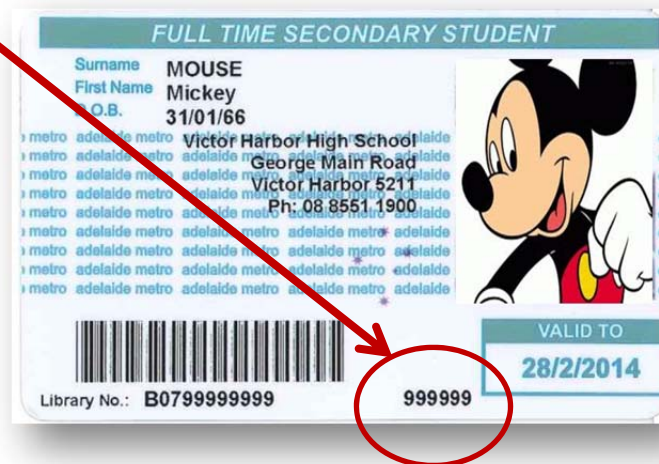
[Forgot your password?](#)

[New User?](#)

Save my login details and password on this computer

Sign In

D. Next you will need to enter the confirmed email address you have registered with Victor Harbor High School and the student code of ONE of your students you have enrolled at the school. You will find the student code on your child's student ID Card:



DayMap Parents - Logon - Windows Internet Explorer

http://daymapsvr:81/DayMapConnect/emailpassword.aspx

DayMap Parents - Logon

Enter the email address you have registered with the school along with a matching valid student code and a new password will be emailed to you

Your Email Address:


Student Code:

Reset Password

E. Once you have clicked the [Reset Password](#) button, an email will be sent to the email entered providing you with a username and a password. **CHECK YOUR EMAIL**

The **Results** page will show student reports when published. We have just published Term 1 reports and this should be available by clicking Outcome Based toggle and choosing the report that is relevant (i.e. Middle School Report, Stage 1 Term 1&3 or Year 12).

PARENT NAME [Log Out](#)
Student: STUDENT NAME ▾



Timetable Attendance **Results** My Account

Gradebook Outcome Based YEAR 12 Reports ▾

Published Assessment Results

Date	Class	Code	Task	Grade
13/03/2013	Mathematical ApplicationsA	2MCN2FA 12	2013 Term 1 Subject REPORT	B+

Comment from teachers will appear here

If you have any difficulties in using the Parent Portal please contact our Student Services or myself directly. I hope you enjoy using this tool in working with the staff of Victor Harbor High School in striving for young people to achieve their full potential.

Yours Faithfully



Mark Adams
Senior Leader – Senior School
ICT Coordinator
SACE Coordinator